

- This presentation is **specific** to the HOME PAGE
- This is a **fragment** of the brief. See the **product details** file on the contest platform for an overall view.

Processes Overview

Processes Cards List Control

Processes Card List

Activity Feed

This is where the user will land after login. The goal of this page is to allow the user to have an overview of all processes and/or select a process to work on.

In the next slides we will go through each section.

This is a SUGGESTION of layout and sizes. Feel free to change it.

Processes Overview

Activity Feed

Processes Cards List Control

Processes Card List

## Processes Overview

This section should contain an overview of all processes. I have removed the activity feed from it, to be more precise in both

## Activity Feed

Typical activity feed. I've separated it from the process overview. This separation is to facilitate the following explanations and doesn't mean you HAVE TO separate them explicitly like that.

## Processes Cards List Control

Controls to affect the card list: search, filter, sort, add new

A list with cards representing each process. Each card should have a summary of the respective process.

## Processes Card List

14 active processes



72% concluded

31 millions **expent**



with 2 millions of gap



and 1.5 million **negotiated**



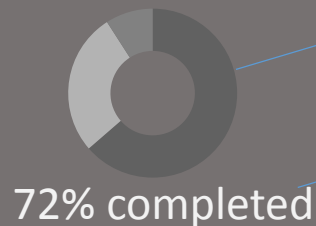
Processes Cards List Control

Processes Card List

Activity Feed

That content layout is terrible, I know. Can you make this content go pretty together?

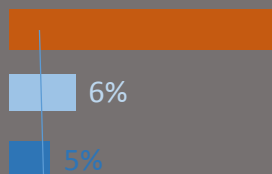
14 active processes



A chart showing showing processes status: completed, active, not started

This could go inside or outside the chart

31 millions **expent**  
with 2 millions of gap  
and 1.5 million **negotiated**




The colors here are an example, please pick a better combination


Processes Card List

Activity Feed


## Processes Overview



John Smith upload new data with 23823 rows to the XPTO Process and he is happy now – 2 days ago



Daisy Jr started the ABC process – 2 days ago



Andre Santos is making a new content layout specification – 2 days ago

[Sell all](#)

## Processes Cards List Control

I am using dark boxes to group similar content, but they don't need be boxes or exist in the design.

All this presentation is to clarify the desired content. Design is up to you.

## Processes Cards List

## Processes Overview

who

clickable

clickable

icon/img



John Smith upload new data with 23823 rows to the XPTO Process and he is happy now – 2 days ago



Daisy Jr started the ABC process – 2 days ago

who

what

where

when



Andre Santos is making a new content layout specification – 2 days ago

Sell all

clickable

## Processes Cards List Control

## Processes Card List

5 contents in each item:

- Who (name)
- What (free text)
- Where (which process)
- When (date)
- Generic Icon/img

Clickable doesn't mean it has to be a link.





Search |

Sort By

Filter By

Add Process

Processes Overview

This group of controls in the top is so old school. Can you make it less system-like and more human-like? (they don't have to be grouped like that)

Activity Feed

Processes Card List

Processes Overview

Activity Feed

Search |

Sort By

Filter By

Add Process

Not much to comment here, they are pretty obvious.

You can opt to not show one or two of them, in your design, for aesthetics purposes. Sort By and Filter By are NOT "MUST HAVE" functionalities.

Processes Card List

## Processes Cards List Control

Processes

This is the main content of the home page. The overall idea here is for users quickly find a process by eye and quickly get a grasp of the process status and properties.

Only one card is shown here. Typical use cases will involve 10-20 cards.

Activ

This looks terrible...can you do your design thing?



**PROCESS BUY A DONUT**

14 million  
in expenses

Some short free text with links and **13,432 numbers**

Some image or icon representing the process. Preferably should not occupy more than one third of the card, unless you make it look really cool (could it go background?)

An icon representing the process is concluded. It does not have to be this icon at all. Feel free to choose where/how to represent this status information

Proc The process name, very important

This is some sort of icon (arrow up, arrow down, sort of) representing the process type

This is the main property of the process (along with its name)

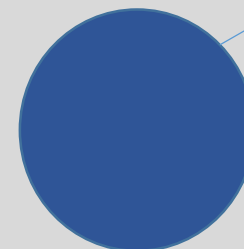


## PROCESS BUY A DONUT



14 million  
in expenses

Some short free text with  
links and **13,432 numbers**



This is a donut chart representing the process relative size (expense). I believe it would be better if its color matched the "14 million in expenses"

Activity Feed

END

GOT QUESTIONS?  
WE AWAIT THEM AT THE CONTEST PLATAFORM!

GOOD LUCK!